

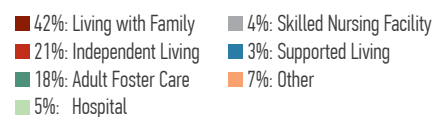
| TRANSITIONAL REHABILITATION  | NEUROBEHAVIORAL REHABILITATION  | DAY REHAB  | OUTPATIENT SERVICES  | RETURN TO WORK SERVICES  | RESIDENTIAL LIVING  |
|--|---|--|--|--|---|
| Intensive, specialized therapy in a community-based residential setting that addresses a patient's immediate need to redevelop skills and develop strategies to overcome physical and cognitive limitations.   | A post-acute inpatient program that focuses on reducing behaviors through specialized strategies and adaptations, providing participants the opportunity to overcome difficult cognitive challenges.  | A personalized, comprehensive program that increases mobility, improves cognitive skills, and expands communication, language, and social skills through a combination of individual and group therapies.  | Customized rehabilitation treatment plans that improve a patient's personal, physical, and cognition needs, and other abilities to maximize levels of independence.  | Our Return to Work program helps individuals reintegrate into the workplace by providing opportunities that help develop and enhance their professional, social, and functional skills.  | Our residences provide individuals the opportunity to live in a safe and supported environment that meets their care needs.   |
| <ul style="list-style-type: none"> <li>• Programs are overseen by medical directors and each patient's interdisciplinary team is led by a fully-licensed psychologist</li> <li>• 24/7 nursing support ready to manage complex medical issues</li> <li>• Medication administration and monitoring</li> <li>• Patients participate in a combination of therapies up to 30 hours/week, including:                             <ul style="list-style-type: none"> <li>• Physical Therapy</li> <li>• Occupational Therapy</li> <li>• Speech-Language Pathology</li> <li>• Neuropsychology</li> <li>• Social Work</li> <li>• Therapeutic Recreation Therapy</li> <li>• Return to Work</li> </ul> </li> </ul> | <ul style="list-style-type: none"> <li>• Experts in behavioral intervention</li> <li>• Individualized behavior plan development and ongoing monitoring</li> <li>• 24-hour, 1:2 staff to resident ratio</li> <li>• 24/7 nursing support in a low-stimulus, controlled environment</li> <li>• Psychiatric intervention in collaboration with psychology support</li> <li>• On-site board certified behavioral analysis</li> <li>• Integrated electronic behavioral data monitoring and prompting</li> <li>• Wander management system and scheduled safety monitoring</li> </ul> | <ul style="list-style-type: none"> <li>• Offered as full or half day sessions, 2 – 5 days/week.</li> <li>• Therapies include:                             <ul style="list-style-type: none"> <li>• Physical Therapy</li> <li>• Occupational Therapy</li> <li>• Speech-Language Pathology</li> <li>• Neuropsychology</li> <li>• Social Work</li> <li>• Nursing Oversight</li> <li>• Therapeutic Recreation Therapy</li> <li>• Vocational Adjustment Activities</li> </ul> </li> </ul> | <ul style="list-style-type: none"> <li>• Offered as a single service or a combination of services</li> <li>• Customized treatment plans based on each patient's rehabilitation goals</li> <li>• Therapies include:                             <ul style="list-style-type: none"> <li>• Physical Therapy</li> <li>• Occupational Therapy</li> <li>• Speech-Language Pathology</li> <li>• Neuropsychology</li> <li>• Social Work</li> <li>• Therapeutic Recreation Therapy</li> <li>• Return to Work Services</li> <li>• Day Rehab</li> </ul> </li> </ul> | <ul style="list-style-type: none"> <li>• Our professionals help individuals secure and maintain employment, enhance their skill sets, and provide on-the-job-coaching.</li> <li>• Services may include:                             <ul style="list-style-type: none"> <li>• Return to Work/Vocational Evaluation</li> <li>• Situational Work Assessment</li> <li>• Work Adjustment Training</li> <li>• Career Planning and Counseling</li> <li>• Job Placement &amp; Development</li> <li>• Job Coaching</li> </ul> </li> </ul> | <p><b>Long-Term Residential</b> settings are homes or apartments where patient's require 24-hour support for safety and/or assistance. Intermittent assistance provided throughout a typical day include specific medical care routines, daily living activities, orientation, facility mobility, and/or behavioral control due to moderate physical, cognitive, and/or emotional challenges.</p> <p>Our <b>Home &amp; Community-Based Services Programs</b> provide routine care coordination for residents living in a Hope Network apartment or in their own home with varied levels of support, ranging from 24-hour supervision to daily periodic checks, depending upon the resident's needs.</p> |

2018 OUTCOMES

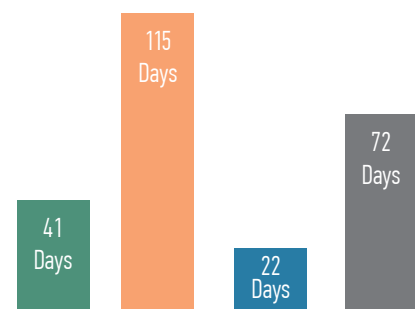
TRANSITIONAL:



DISCHARGED TO

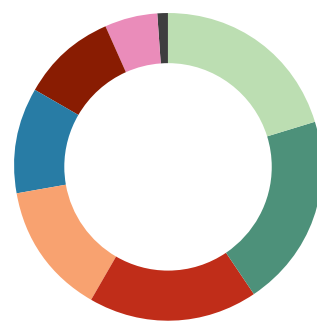


NEUROBEHAVIORAL:



AVERAGE LENGTH OF STAY

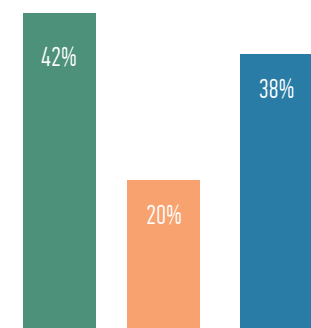
DAY REHAB:



THERAPY BREAKDOWN



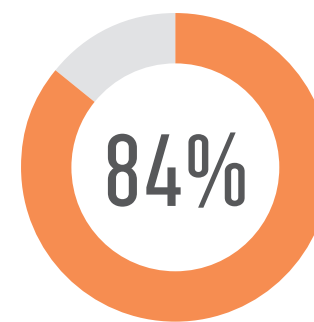
OUTPATIENT:



SERVICES BREAKDOWN

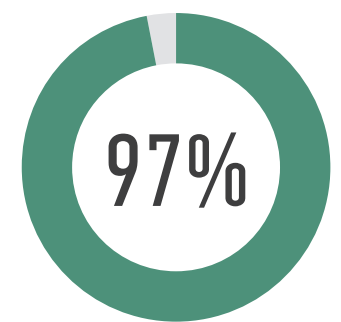


RETURN TO WORK:



84% of participants with a goal to return to work achieved competitive employment

RESIDENTIAL:



97% of residents maintained or decreased their level of supervision